



in Cooperation with




PERI-IMPLANTITIS

Prevention,
Diagnosis and
Future Treatment
Concepts

ICOI WORLD CONGRESS XXXVI September 27-29, 2018

Bellagio Hotel | Las Vegas, Nevada

Young Implantologists Program and Pre-Congress Courses on September 27th



Platinum Sponsor:



Gold Sponsor: **IMPLADENT LTD**
REGENERATIVE SOLUTIONS

Silver Sponsors:



WELCOME LETTER

Welcome to the ICOI World Congress XXXVI in Las Vegas in cooperation with the FDI

Dear Friends and Colleagues,

I would like to personally welcome each of you to the ICOI World Congress XXXVI in Las Vegas 2018. It is an exciting time for the ICOI as we continue to grow and adapt, remaining always focused on modern global education for your implant practice. We are extremely proud to present the FDI-ICOI newest research results on peri-implantitis prevention, diagnostic and treatment options.



We will continue to bring world class educators together in forums like this, to ensure that the ICOI remains on the cutting edge in the implant field.

I'd like to give you an idea of what you can expect at this outstanding meeting.

- First class speakers in the implant field
- A fantastic scientific program
- An amazing location in The Bellagio Hotel in Las Vegas
- Education, friendship and collegiality at its highest level

The ICOI continues the long-term tradition of bringing world class implant education to our members around the world. In Las Vegas, the participants will have the opportunity to see the newest research results of the diagnosis and treatment plan of Mucositis and Peri-implantitis and of course how to implement them successfully in our daily work.

I would like to thank each delegate for attending our conference and bringing your own expertise to our gathering. You, as speakers / leaders / members, have the vision, the knowledge, the wherewithal and the experience to help us pave our way into the future. You as an ICOI member are truly our greatest asset today and tomorrow, and we could not accomplish what we do without your support and leadership.

Yours,



in Cooperation with



Dr. Ady Palti
Scientific Program Chair, ICOI World Congress XXXVI

* Photos courtesy of the Las Vegas News Bureau and ICOI.

SPEAKERS

MAIN PODIUM FACULTY



DR. JOSEPH CHOUKROUN
Medical Doctor
Nice, France



DR. RICK FERGUSON
General Practitioner
Davie, Florida



DR. HOWARD GLUCKMAN
Periodontist
Cape Town, South Africa



DR. LINCOLN HARRIS
General Practitioner
Bargara, QLD Australia



PROF. FOUAD KHOURY
Oral & Maxillofacial Surgeon
Olsberg, Germany



DR. SONIA LEZIY
Periodontist
North Vancouver, Canada



DR. CRAIG MISCH
Prosthodontist
Sarasota, FL



DR. JUSTIN MOODY
General Practitioner
Rapid City, South Dakota



PROF. JAAFAR MOUHYI
Periodontist
Casablanca, Morocco



DR. ADY PALT
General Practitioner
Baden Baden, Germany



PROF. STEFAN RENVERT
Periodontist
Kristianstad, Sweden



DR. RANDOLPH RESNIK
Prosthodontist
Venetia, Pennsylvania



PROF. DONG-SEOK SOHN
Oral and Maxillofacial Surgeon
Daegu, Republic of Korea



DR. MARIUS STEIGMANN
General Practitioner
Neckargemünd, Germany



DR. MICHAEL TISCHLER
General Practitioner
Woodstock, New York



DR. HOMA ZADEH
Periodontist
Woodland Hills, California

YOUNG IMPLANTOLOGISTS



DR. MICHEL AZER
Periodontist
Kingston, Massachusetts



DR. SURESH GOEL
General Practitioner
Pittsford, NY



DR. THOMAS KANG
Periodontist
Federal Way, Washington



DR. RICARDO KERN
Periodontist
Curitiba, Brazil



DR. DAVID QUINTERO
Periodontist
FPO, Japan



DR. DALE ROSENBACH
Periodontist
Passaic, New Jersey



DR. ALINA RUZANOVA
Prosthodontist
Tallinn, Estonia




DR. PAUL YC YU
Professor, NYU College
of Dentistry
New York, New York

MISSION STATEMENT

ICOI World Congress XXXVI Las Vegas, Nevada

MISSION

The mission of the ICOI World Congress XXXVI is to provide attendees with a comprehensive and scientific review of all aspects of dental implant treatment that may lead to complications. The Congress will address a wide range of concepts and philosophies related to the etiology, prevention and management of peri-implantitis. Prevention and differential diagnosis of mucositis and peri-implantitis as well as treatment options in the daily practice. The clinician will obtain a strong understanding of the various treatment possibilities executing successful implant cases for long-term success.



LEARNING OBJECTIVES

Upon completion of this Congress attendees will:

- Learn the latest scientific literature relating to peri-implantitis and mucositis to avoid dental implant related complications
- Understand the importance of the dental implant pre-treatment factors (i.e. medical evaluation, radiographic evaluation, pharmacologic intervention) that affect success rates
- Understand the etiologic factors that directly and indirectly influence peri-implant infections
- Understand limitations of surgical and non-surgical peri-implantitis treatment options
- Prevention of bone resorption and peri-implant infections

PRE-CONGRESS COURSES

Thursday, September 27, 2018 | 8:00 am to 12:00 pm

There are several Pre-Congress courses being offered on Thursday, September 27, 2018 from 8:00 am to 12:00 pm including the ones listed on the next few pages. Visit icoi.org for more information.

Sponsored by:  **GLIDEWELL DENTAL**



Fee: \$195 (10% will be donated to IDREF) AGD Code: 690

Dr. Randolph Resnik

Bone Density Workshop: Achieving Initial Stability in Compromised Sites

This course will demonstrate how altering surgical protocols can increase implant success rates in varying bone densities. A detailed surgical and prosthetic protocol will be described, with emphasis on poor bone density sites. Participants will insert implants into bone blocks of different densities to experience the results of optimizing surgical protocols. Use of a resonance frequency device for determining implant stability will be demonstrated and used by participants.

Course Objectives

- Understand the impact bone dentistry has on implant success rates
- Understand the impact of implant design on insertion torque and primary stability
- Learn to modify the surgical protocol with varying bone densities
- Understand insertion torque and its effects on success rates
- Understand use of RF device for determining implant stability

Sponsored by:  **IMPLADENT LTD**
REGENERATIVE SOLUTIONS



Fee: Gratis AGD Code: 690

Dr. Charles Schlesinger and Dr. Karl Koerner

One Step Alveolar Ridge Preservation Without the Need for a Membrane & A Novel Way to Prevent Sinus Complications During Surgical Extractions

This course will demonstrate a series of simple, cost-effective and predictable and clinical uses for bone regeneration focused on one step alveolar ridge preservation using the OsteoGen® Bone Grafting Plugs without a separate membrane. Speakers will review surgical techniques for both everyday tooth extractions as well as advanced surgical procedures using OsteoGen® Plugs and Strips for ridge preservation, sinus lift as well as grafting around immediately-placed implants. Course will feature a hands-on demonstration using models focused on preventing sinus complications during extractions as well as strategies to address complications using the OsteoGen® Bone Grafting Plugs and Strips.

Continued on next page.

PRE-CONGRESS COURSES *Continued*

Thursday, September 27, 2018 | 8:00 am to 12:00 pm

Course Objectives

- Demonstrate simple, predictable and cost-effective socket grafting techniques without the use of a membrane using the OsteoGen® Bone Grafting Plugs
- Review additional surgical applications covering post-extraction grafting around immediate implant placement including filling interproximal and facial gaps after extraction using OsteoGen® Plugs and Strips
- Learn novel techniques for successful sinus elevation and bone grafting for implant placement
- Use hands-on models to learn extraction methods to prevent sinus perforations, including how to keep a root tip from entering the sinus as well as managing when a root tip can remain in the sinus
- Learn how to gauge the seriousness of sinus perforations and how to address complications using the OsteoGen® Plugs and Strips
- Cover post-extraction patient instructions (including compliance and medications)

Sponsored by:



Fee: \$225 (10% to be donated to IDREF) AGD Code: 690
Hands-On Workshop. Attendance is Limited.

Dr. Avi Schetritt

Extraction Socket Grafting for Implant Site Development

The long term success of dental implants is often dependent on the quality and quantity of bone available for implant placement. Extraction socket grafting is a crucial step in implant site development and often reduces the need for additional bone grafting procedures. This course will review the step by step procedure for predictable extraction socket grafting. Selection of the appropriate bone graft material and membrane will also be discussed. The hands-on portion of the course will allow attendees to practice and master the technique.

Course Objectives

- Understand extraction socket wound healing
- Understand the differences between bone graft materials and their indications
- Understand the differences between regenerative membranes and their indications
- Gain hands-on experience of socket grafting techniques

Fee: Gratis AGD Code: 690
Hands-On Workshop. Attendance is Limited.

Dr. Sammy Noubissi

Zirconia Ceramic Implants: The Next Chapter in Dental Implantology

The last decade has seen a sharp increase in the use of zirconia in dental implantology and fixed prosthodontics. Various composites of zirconia have emerged both in orthopedics and dental implantology as highly biocompatible implantable bioceramics. Along with scientific research there has also been a rise in clinical reports of metal sensitivity and associated health problems as a result from the implantation of metals. The demand for metal free solutions for tooth replacement by patients has been on a steady rise during the last decade, therefore it is important that clinicians and their staff not only familiarize themselves with ceramic implants but also understand this material which is regarded as a highly biocompatible and as a viable metal free alternative for teeth replacement.

This workshop will consist of lectures, clinical case presentations and hands-on supported by clinical and scientific research reports will present how ceramic implants can successfully and predictably be used as a top-to-bottom metal-free option for teeth replacement. Case selection, treatment planning and case management will be presented.

Course Objectives

- Understand zirconia as an implant material
- Recognize indications for successful metal free teeth replacement
- Why ceramic implants are sometimes the only alternative both for aesthetic and health reasons
- Appreciate zirconia's performance and behavior in bone and the oral environment
- Treatment planning process and protocols for optimal success
- Objectively assess implant integration prior to permanent restoration
- Select proper restorative materials



YOUNG IMPLANTOLOGISTS

Thursday, September 27, 2018 | Afternoon

All Attendees (Practitioners & Auxiliaries)

12:45 pm to 1:00 pm	OPENING COMMENTS Drs. Kenneth Judy and Ady Palti
1:00 pm to 1:30 pm	DR. MICHEL AZER Managing Pink Esthetics in Patients with Compromised Periodontium
1:30 pm to 2:00 pm	DR. THOMAS KANG Autogenous Connective Tissue: The Gold Standard
2:00 pm to 2:30 pm	DR. RICARDO KERN Soft Tissue Design and Management on Aesthetic Dentoalveolar Reconstruction
2:30 pm to 3:00 pm	DR. ALINA RUZANOVA Clinic - Dental Lab Communication for Single Implant Restorations
3:00 pm to 3:45 pm	BREAK WITH EXHIBITORS
3:45 pm to 4:15 pm	DR. PAUL YC YU New Customized Split Technique for Horizontal Ridge Augmentation in the Posterior Mandible
4:15 pm to 4:45 pm	DR. DAVID QUINTERO Risk Management and Treatment Modalities for Peri-implantitis
4:45 pm to 5:15 pm	DR. DALE ROSENBACH Harnessing Osseointegration: Best Practices to Prevent Peri-implantitis
5:15 pm to 5:45 pm	DR. SURESH GOEL Crowdsourcing Outcomes for Increased Predictability in Implant Dentistry
6:00 pm to 7:30 pm	TABLETOP & POSTER PRESENTATIONS AND WELCOME RECEPTION



SCIENTIFIC PROGRAM

Friday, September 28, 2018 | Morning

8:00 am to 9:00 am	PROF. STEFAN RENVERT Non-surgical Treatment of Peri-implantitis
9:00 am to 10:00 am	PROF. FOUAD KHOURY Current Concept in the Surgical Treatment of Peri-implantitis
10:00 am to 10:30 am	BREAK WITH EXHIBITORS
10:30 am to 11:30 am	PROF. JAAFAR MOUHYI Peri-implantitis: What About Implant Surfaces and Positioning
11:30 am to 12:30 pm	DR. JOSEPH CHOUKROUN Peri-implantitis: A Novel Biologic Approach - Prevention and Treatment



Friday, September 28, 2018 | Afternoon

12:30 pm to 1:30 pm	LUNCH WITH EXHIBITORS
1:30 pm to 2:30 pm	DR. SONIA LEZIY Implant Esthetics: New Approaches, Treatment Concepts and Material Selection
2:30 pm to 3:30 pm	DR. MICHAEL TISCHLER Avoiding Complications with Full Arch Screw Retained Zirconia Bridges
3:30 pm to 4:15 pm	BREAK WITH EXHIBITORS
4:15 pm to 5:15 pm	DR. RANDOLPH RESNIK Occlusal Considerations in Oral Implantology
5:15 pm to 6:15 pm	DR. RICK FERGUSON Achieving 3D Implant Positioning for Clinical Success and Peri-implant Health with a Digital Guided Surgery Workflow
7:00 pm to 8:00 pm	AWARDS CEREMONY

SCIENTIFIC PROGRAM *Continued*

Saturday, September 29, 2018 | Morning

8:00 am to 9:00 am	PROF. DONG-SEOK SOHN Simplified Management of Huge Bony Defect Caused by Peri-implantitis and Periodontitis Using Sticky Bone Substitutes and Autologous Tooth Bone in Implant Dentistry
9:00 am to 10:00 am	DR. MARIUS STEIGMANN Surgical & Prosthetic Soft Tissue Development
10:00 am to 10:30 am	BREAK WITH EXHIBITORS
10:30 am to 11:30 am	DR. JUSTIN MOODY Prevention of Peri-implantitis Using Digital Dentistry Treatment Planning
11:30 am to 12:30 pm	DR. LINCOLN HARRIS Is Evidence Based Dentistry Dead? It's Just Knowledge



Saturday, September 29, 2018 | Afternoon

12:30 pm to 1:30 pm	LUNCH WITH EXHIBITORS
1:30 pm to 2:30 pm	DR. ADY PALT Zero Bone and Soft Tissue Loss Concepts: 2018
2:30 pm to 3:30 pm	DR. CRAIG MISCH Peri-implantitis: The Aftermath
3:30 pm to 4:15 pm	BREAK WITH EXHIBITORS
4:15 pm to 5:15 pm	DR. HOMA ZADEH 3D Reconstruction of Atrophic Alveolar Bone by Modular Bone Augmentation (MBA)
5:15 pm to 6:15 pm	DR. HOWARD GLUCKMAN Partial Extraction Therapies

AUXILIARY PROGRAM

MISSION STATEMENT

The mission of the ADIA program at the ICOI World Congress XXXVI is to provide attendees with the most up to date and clinically relevant dental implant education. The main podium sessions will review bone grafting options for the atrophic ridge, the diagnosis and treatment of peri-implantitis, risk management strategies, as well as a keynote address on how to revive your dental implant team spirit.



LEARNING OBJECTIVES

Upon completion of this Congress attendees will:

- Be able to implement team building strategies for delivering outstanding patient care
- Understand treatment options for the atrophic ridge
- Understand the diagnosis and treatment of peri-implantitis
- Understand the team's role in risk management

The 2½ day program is applicable for 20 CEUs.

Thursday, September 27, 2018 | Afternoon

All Attendees (Practitioners & Auxiliaries)

12:45 pm to 1:00 pm	OPENING COMMENTS: Drs. Kenneth Judy and Ady Palti
1:00 pm to 1:30 pm	DR. MICHEL AZER: Managing Pink Esthetics in Patients with Compromised Periodontium
1:30 pm to 2:00 pm	DR. THOMAS KANG: Autogenous Connective Tissue: The Gold Standard
2:00 pm to 2:30 pm	DR. RICARDO KERN: Soft Tissue Design and Management on Aesthetic Dentoalveolar Reconstruction
2:30 pm to 3:00 pm	DR. ALINA RUZANOVA: Clinic - Dental Lab Communication for Single Implant Restorations
3:00 pm to 3:45 pm	BREAK WITH EXHIBITORS
3:45 pm to 4:15 pm	DR. PAUL YC YU: New Customized Split Technique for Horizontal Ridge Augmentation in the Posterior Mandible
4:15 pm to 4:45 pm	DR. DAVID QUINTERO: Risk Management and Treatment Modalities for Peri-implantitis
4:45 pm to 5:15 pm	DR. DALE ROSENBACH: Harnessing Osseointegration: Best Practices to Prevent Peri-implantitis
5:15 pm to 5:45 pm	DR. SURESH GOEL: Crowdsourcing Outcomes for Increased Predictability in Implant Dentistry
6:00 pm to 7:30 pm	TABLETOP & POSTER PRESENTATIONS AND WELCOME RECEPTION

AUXILIARY PROGRAM *Continued*

ADIA TABLE CLINICS SESSION

Thursday, September 27, 2018 | 6:00 pm – 7:30 pm

The ADIA is pleased to announce that it will once again host an ADIA Table Clinics Session at the ICOI World Congress XXXVI in Las Vegas, Nevada. Table Clinics are 5-10 minute presentations given via laptop and presented multiple times throughout the session. They are an excellent way of sharing your knowledge and experience with your peers and are part of the requirements for Fellowship credentialing. The winner of the table clinic session will receive a complimentary one year ADIA membership, one complimentary auxiliary registration to a future ICOI/ADIA sponsored symposium, an award plaque and consideration for the ADIA main podium. The ADIA Table Clinics Session will take place during the Tabletop & Poster Presentations and Welcome Reception.

For more information or to request an application, interested parties should contact Dr. Avi Schetrit, Table Clinic Chair via email at dravi@comcast.net.

Completed applications must be submitted by July 27, 2018.

Friday, September 28, 2018 | Morning

8:00 am to 10:00 am	JOY MILLIS: Reviving Your Spirit in Implant Dentistry!
10:00 am to 10:30 am	BREAK WITH EXHIBITORS
10:30 am to 11:30 am	DR. RICK FERGUSON: Bone Grafting Options for Atrophic Ridges: A Systematic Approach for Clinical Predictability
11:30 am to 12:30 pm	KAREN YOUNG: Preparing the Case Presentation! A PowerPoint Template: Elevate Your Presentation; Presenting with Confidence!

Friday, September 28, 2018 | Afternoon

12:30 pm to 1:30 pm	LUNCH WITH EXHIBITORS
1:30 pm to 2:30 pm	DR. FRANK DELUCA: Managing Risk: A Team Approach
2:30 pm to 3:30 pm	GAIL BANIC: Digital Workflow
3:30 pm to 4:15 pm	BREAK WITH EXHIBITORS
4:15 pm to 5:15 pm	DR. JOHN SHOEMAKER: Doctor, How Can I Help?
5:15 pm to 6:15 pm	DR. ALIREZA MOHEB: Peri-implant Diseases: Peri-implant Mucositis and Peri-implantitis
7:00 pm to 8:00 pm	AWARDS CEREMONY

The ADIA has gone "Green" and will no longer provide printed handouts for participants at meetings. ADIA pre-registered participants will receive an email with a password to access the ADIA website in order to print the handouts themselves. Handouts will be available on the website 2 weeks prior to each meeting and for 3 weeks after. It is important that all ADIA registrants provide their email address to the main ICOI office at icoi@dentalimplants.com. For onsite registrants, the ADIA web address and password will be provided in the registration packet. In this way, on site registrants can print the handouts at their hotel or wait until after the meeting.

ADIA Certification Courses Please Choose One Program.

Programs are conducted simultaneously in 4 different rooms.

Saturday, September 29, 2018 | 8:00 am to 6:00 pm

ADIA DENTAL HYGIENE CERTIFICATION PROGRAM (DHCP)©

EDIE GIBSON

Registered dental hygienists are at the forefront of long term implant success. As healthcare professionals, they are an integral part of the dental implant team providing indispensable oral hygiene therapy, educating patients and implementing clinical protocols. The DHCP provides evidence based training in co-diagnosis, treatment planning and patient assessment. The program will provide attendees with the most current protocols for assessing clinical parameters and techniques for the long-term maintenance and success of dental implants. The different types of implant restorations and the elaboration of patient specific hygiene protocols will also be discussed. Completion of the DHCP will provide the attendees with the knowledge and confidence to provide their patients with the ultimate care in implant maintenance.

ADIA DENTAL ASSISTING CERTIFICATION PROGRAM (DACP)©

VAVI BOHBOT

Implant dentistry often involves long and complex procedures which sometimes create anxiety for patients. An effective implant assistant must not only set up for the procedure but also monitors the doctor's and the patient's needs throughout the procedure. A well-trained dental implant assistant is crucial to the smooth operation of the implant procedure and also ensures the patient's comfort and well-being. The DACP provides an in-depth education in surgical and prosthetic procedures, armamentarium, infection control, biologics and laboratory procedures. Completion of the DACP will empower attendees with the knowledge and confidence to be an indispensable member of the dental implant team and provide their doctors and patients with the ultimate implant experience.

ADIA PRACTICE MANAGEMENT CERTIFICATION PROGRAM (PMCP)©

LESLIE ICENOGL

The smooth operation of a dental implant practice requires a strong and organized leader. A well-trained and educated practice manager is essential to the health and growth of a practice. The practice manager oversees the daily operation of the practice and must also lead the practice in a direction that will increase profitability and reduce stress. The PMCP will review and discuss creating an office culture, effective communication, conflict resolution, internal and external marketing, tracking productivity and profitability as well as scheduling protocols. Completion of the PMCP will empower attendees with the knowledge and confidence as well as the techniques and protocols to successfully create a cohesive happy team, oversee a practice and assure its continued stress-free operation and growth.

ADIA IMPLANT COORDINATOR CERTIFICATION PROGRAM (ICCP)©

KATHI CARLSON

Dental implants are one of the most successful treatment modalities in dentistry and the demand for dental implants is growing exponentially. In order to successfully grow an implant practice however, a well-trained implant coordinator is indispensable. Once the doctor has diagnosed and treatment planned the patient, the implant coordinator holds the patient's hand through the entire dental implant process acting as their advocate. The implant coordinator will educate the patient, explain in detail every step of the procedures, review and complete all consent forms and financial arrangements and oversee the case to completion. The ICCP provides an in-depth education in surgical and prosthetic procedures, case presentation, communication skills and the oversight of all phases of an evolving implant case. Completion of the ICCP will empower attendees with the knowledge and confidence to provide their patients with the ultimate implant care while successfully growing an implant practice.

10:00 am to 10:30 am **BREAK** 12:30 pm to 1:30 pm **LUNCH**

3:30 pm to 4:00 pm **BREAK**

GENERAL INFORMATION

HOTEL INFORMATION

We are returning to the luxurious Bellagio Hotel in Las Vegas, Nevada for this World Congress. The hotel is a world-renowned highlight on the Las Vegas Strip and, as our host hotel, is offering our delegates a discounted rate.

In order to receive the discounted rate of \$289 USD single or double occupancy, reservations must be made by August 21, 2018. You can reach the Bellagio Hotel by calling (888) 987-6667.

Don't forget to mention that you are a delegate to the ICOI 2018 World Congress.



TABLETOP AND POSTER PRESENTATIONS

Thursday, September 27, 2018 | 6:00 pm – 7:30 pm

You don't have to be a Main Podium speaker to participate in our congress. Why not plan to present a Tabletop and/or Poster presentation? A "proven training ground" for future and current Main Podium speakers, the very popular Tabletop and Poster competition will be held in tandem with our Welcome Reception in the Exhibit Hall on Thursday from 6:00 to 7:30 pm. It allows presenters to interact with colleagues in a social, yet instructive manner. Tabletop and Poster presentations should display a challenging case or concept in a limited time format, i.e. 5-7 minutes, so that the case can be repeated as new observers gather. Poster presentations will be placed (tacked or taped) on boards at the beginning of the congress and will remain on display throughout the congress. Poster presenters should be at their posters to answer inquiries during the Welcome Reception. All presentations will be judged, with the winners receiving awards and main podium consideration for future ICOI meetings.

REMEMBER, ALL FELLOWS, MASTERS AND DIPLOMATES WHO CONDUCT TABLETOP OR POSTER PRESENTATIONS HELP FULFILL THEIR FIVE-YEAR MAINTENANCE REQUIREMENTS.

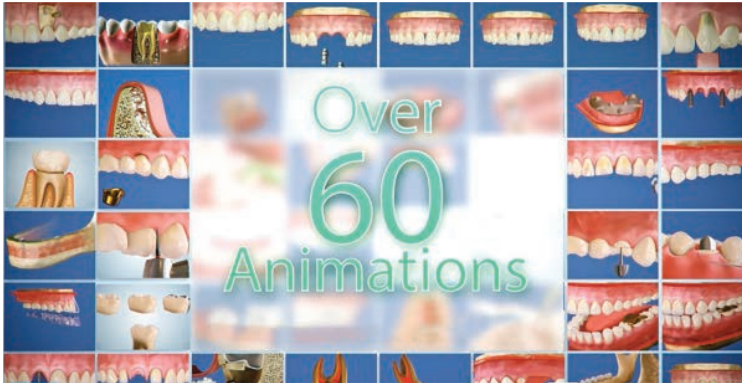
Parties interested in conducting a Tabletop and/or Poster presentation must contact the Chair for this competition, Dr. Avi Schetrit, to request an application.

Completed applications must be submitted by July 27, 2018.

Dr. Avi Schetrit – Email: dravi@comcast.net



The Best Interactive Software and 3D Animation for Patient Education



- This is the only software that can truly show the patient their own clinical situation and solution
- The DentalMaster/Mdsimulation 3D graphics is truly the best of its kind that we have utilized during our professional career as a Dentist / Implantologist
- **The 3D expert is unique and makes a big difference for case acceptance**
- A proper and intelligent use of each animation is an indispensable tool for the modern dentist to assist in treatment planning
- Can be used as a marketing tool for Implant treatment
- It will improve patients' understanding and compliance for almost all cases

Available with
your full ICOI
membership







INTERNATIONAL
CONGRESS OF
ORAL IMPLANTOLOGISTS



findmyimplant.com

Keep your patient implant
information in one place



As a member of the ICOI,

you will receive exclusive access to FindMyImplant.com, a secure, global, web based registry of detailed dental implant information, patient x-rays, notes and more! Be part of the imminent surge in the post dental treatment data management for your patients by entering your patients dental implant data on FindMyImplant.com.

Benefits include:

Ease in communicating surgical details of patient implant treatment

Patient and doctor access available 24/7

Centralize and manage patient dental implant treatment data

Automated emails to the patient for future follow ups

Get started with FindMyImplant.com today!

SOCIAL SCHEDULE

WELCOME RECEPTION WITH EXHIBITORS

Thursday, September 27, 2018 | 6:00 pm to 7:30 pm

Our Welcome Reception in the Exhibit Hall follows the afternoon session of the congress and allows for delegates to relax with drinks and hor d'oeuvres, socialize with colleagues, take advantage of product discounts being offered at the meeting by our exhibitors and to experience and discuss presentations made by our Tabletop and Poster participants. This aspect of the Welcome Reception continues to be a favorite amongst our attendees.

DIPLOMATE/MASTERSHIP/FELLOWSHIP AWARDS CEREMONY

Friday, September 28, 2018 | 7:00 pm to 8:00 pm

The Advanced Credentials' Awards ceremony will be held at the Bellagio Hotel. Please plan to attend the reception which celebrates our newest class of ICOI Diplomates, Masters, Fellows and ADIA Fellows. Attendance at this social event has grown tremendously, as our members have achieved their advanced credentials. It provides an opportunity for family, staff and other ICOI members to celebrate as we toast our newest credentialed members. Please indicate on the registration form the number of guests in your party. **Those receiving credentials and one guest are gratis**, any additional guests are \$25 per person. Dress is business attire.

ACCOMPANYING PERSONS PROGRAM


If you are planning to bring a spouse or companion, please complete the appropriate section of the registration form. A modest fee of \$150 will provide your spouse or companion with the following:

- Admission to the Welcome Reception on Thursday evening
- Luncheons with the delegates on Friday and Saturday in the Exhibit Hall
- Morning and afternoon coffee breaks with the delegates in the Exhibit Hall
- Admission to the Exhibit Hall during show hours

Does not include admission to the General Session or Auxiliary Programs.



ACCREDITATION



ICOI is designated as an Approved PACE Program Provider by the Academy of General Dentistry.

The formal continuing education programs of this program provider are accepted by AGD for Fellowship, Mastership and membership maintenance credit. Approval does not imply acceptance by a state or provincial board of dentistry or AGD endorsement. The current term of approval extends from April 1, 2018 to March 31, 2021. Provider ID# 217378.



ICOI is an ADA CERP Recognized Provider. ADA CERP is a service of the American Dental Association to assist dental professionals in identifying quality providers of continuing dental education. ADA CERP does not approve or endorse individual courses or instructors, nor does it imply acceptance of credit hours by boards of dentistry. Concerns or complaints about a CE provider may be directed to the provider or to the Commission for Continuing Education Provider Recognition at ADA.org/CERP.

ICOI designates the Scientific Program for 20 continuing education credits.

All Scientific Session presentations are lecture format.

The Scientific Session presentations qualify for AGD Subject Code 690 Implants.



ICOI WORLD CONGRESS XXXVI - REGISTRATION FORM

September 27-29, 2018 | Bellagio Hotel | Las Vegas, Nevada

ICOI ID#	Family Name (Surname) - Please print or type	First Name - Please print or type
Street Address		
City	State/Province	Zip Code
Country		
Phone	E-Mail	AGD#

REGISTRATION FEES One form per registrant please.

Registration includes scientific session only.

It does not include Pre-Congress Courses, Auxiliary Program, Award Ceremony or Accompanying Persons.

On/Before 7/12/18

After 7/12/18

Practitioner:

☐ \$775

☐ \$875

ICOI Member

☐ \$925

☐ \$1025

Non-Member

Laboratory Technician:

☐ \$350

☐ \$380

ICOI Member

☐ \$450

☐ \$480

Non-Member

Full-Time Faculty:

(must submit faculty credentials with registration)

☐ \$375

☐ \$410

ICOI Member

☐ \$475

☐ \$505

Non-Member

Full-Time Student:

(must submit full-time status with registration)

☐ \$250

☐ \$300

ICOI Member

☐ \$350

☐ \$400

Non-Member

AUXILIARY SESSION: ☐ ADIA Member: \$295 ☐ ADIA Non-Member: \$395

Name: _____

Please Choose One: ☐ Dental Hygiene ☐ Practice Management ☐ Dental Assisting ☐ Implant Coordinator

AWARD CEREMONY: Friday, September 28th. **Award Receiving:** ☐ Fellowship ☐ Mastership ☐ Diplomate

Those receiving credentials and one (1) guest are complimentary. Additional guests at \$25 each (non refundable): _____

ACCOMPANYING PERSONS: Number of people attending at \$150 USD each: _____ \$ _____

Admittance to scientific session or ADIA programs not included.

PRE-CONGRESS COURSES: Thursday, September 27th.

There will be a number of Pre-Congress courses on Thursday morning, September 27th including the ones listed below. Please visit www.icoi.org for details.

☐ Dr. Randolph Resnik (Glidewell Dental): \$195 ☐ Dr. Avi Schetrit (Salvin): \$225

☐ Drs. Charles Schlesinger and Karl Koerner (Impladent): Gratis ☐ Dr. Sammy Noubissi (IAOC): Gratis

METHOD OF PAYMENT

TOTAL AMOUNT USD:

\$ _____

CANCELLATION POLICY:

50% of registration fee will be refunded if requested on or before August 1, 2018.

Cancellations after this date are **non-refundable**. Anyone requesting a refund must complete a Refund Request Form.

Please contact the central office via email at icoi@dentalimplants.com.

WAYS TO REGISTER:

1. Online at **www.icoi.org**
2. Credit Card: Complete information below & fax to **973-783-1175 (US)**
3. Mail (make checks payable in US funds to ICOI):
55 Lane Road, Suite 305, Fairfield, NJ 07004 ph: (973) 783-6300

CREDIT CARD: ☐ MasterCard ☐ Visa ☐ Amex

Card Number: _____

Billing Zip: _____ CVV No: _____ Exp: _____

*** All on-site payments must be made by credit card or in cash (USD)**



55 Lane Road, Suite 305
Fairfield, New Jersey 07004

**For more information or to register,
visit: www.icoi.org**



Like us on Facebook

www.facebook.com/icoiimplants



Follow us on Twitter

[@ICOIimplants](https://twitter.com/ICOIimplants)